







Nr	Σ	Element	DIN	ELEMENT
9	9		ISO 7380	M6x25
11	18		DIN 1587	M6
22	27		DIN 125	6x12
29	9		-	K_5_A2_g2_ G_v2
58	1		-	LOCTITE
124	9		DIN 7991	M6x20

